

PAPINGO CRAG:

Papingo crag is a new crag started at the middle of 2024 and still being bolted at the time of writing. This small guidebook serves as an early topo info for visiting climbers and will be updated with new routes every now and then until the work is done, plz refrain from publishing any info online for the time being, we will publish all info when the work is complete.

The crag goes in shade after 13:00 except for some routes in the caves that have shade almost all day and are waterproof even in heavy raining. The rock is very solid orange, black and grey limestone filled with tufas, crimps, jugs and pockets. For the most part of the sectors specially on the orange and black type of limestone sharpness is the main characteristic of the holds. While the sharpness is usually very tolerable on hard-skinned climbing hands, with some exceptions that are mentioned, it is also a very good feature for the hot summer days bringing good friction for handholds/footholds and when combined with the fresh breeze from the vikos gorge it can make up for very good conditions.

The climbing season for "papingo" is whole year round, varying from the morning sun in the colder days of the winter or the afternoon shade on the hotter days of the summer. While on the rainy days theres always something dry to climb, on the caves or on the orange overhanging walls.

"Papingo" crag still has a huge potential for new lines and the developing process will be ongoing for a few years. So it is possible that when you visit the sectors you will notice lines with quickdraws that aren't featured in the latest guidebook. These lines are either very new and still need cleaning etc. or closed projects of the developers. Please for your own safety and as a respect for the developers (who are doing all this work in their own expenses and time) avoid climbing these lines, there are plenty of already developed and graded gorgeous lines of all types for you to climb, also the developers have kindly left a few cleaned open projects (featured in the guidebook with no grade) for you to first ascent if this is something you are into.


If you wish to develop a new route, please follow some guidelines that will assure that the crag will be homogeneous regarding the developing process.

- Firstly, the material used should be of great quality preferably stainless steel) from a reputable climbing equipment source such as the local manufacturer.

- **Secondly, the developing team of Papingo has decided that the bolting will be "dense" and "friendly" for the onsight at least up to 7a/+ and whenever possible in the grades above, this is something that we believe should be respected in order to have a similar experience on every route.**
- **Thirdly, new routes should be cleaned thoroughly from loose blocks, spikes, very sharp holds etc., and the grading of the routes should be done based on the grading of the existing routes.**
- **Lastly, this is a crag that will be featured in a guidebook, and thus the new routes must be communicated (name, number of bolts, grade, year bolted, developers names) to the developing team (at the email minimaleas@hotmail.com) so that they can be featured as a whole with the rest of the crag. Route names with homophobic, sexist or racist words will not be tolerated.**


Approaching papingo crag:

The crag lies at the village of papingo (papingo megalo) and shares the trail that leads to the vikos gorge and/or nefelis canyon (famous canyoning ground) that starts just under the church. At the start of the trail there are signs for "vikos"(Βίκος) and "mpistiries"(μπιστηριες), just after five minutes into the trail the trail splits with a big turn to the left where there are signs for vikos (Βίκος) or continues straight with a blue sign for mpistiries (μπιστηριες), you continue straight into mpistiries and just after a few meters you will find the first sector " η φωλιά του Κούκου". The trail then passes from every sector with the first six sectors located next to each other and the last two just a bit further. The first six sectors and almost all routes have a small pebble with a name and number of bolts.



Η φωλιά του Κούκου:

Nested in the oak forest in a gorgeous location this is the first sector of "Papingo" you meet at the end of the approach trail and the first to get in the shade at around 12:30 to 13:00. The routes either short and bouldery or longer and endurancy with the climbing being done mostly on pockets, tufas and crimps on grey and orange limestone.



1)Φ♥X 6c+ 10 bolts 22m.

Rides the offwidth trail until the last crimpy wall ***

2)Wiped-out 7a 9 bolts 25m.

Starts with a crimpy technical wall and finishes with a bouldery overhang. ***

3)Dry the rain 6c+ 10 bolts 25m.

Beautiful continuous moves on crimps and pockets on this bulletproof orange wall. ♪

4)Your sniffer dogs are shite 7a+ 10 bolts 25m.

A power endurance first half transforms into technical wall climbing on the second half. ***

5)Butyriboletus fuscroseus 10 bolts 25m.

Marvelous hard technical moves on holes and pockets to overcome the overhanging first part and reach the easier but still technical vertical second part (closed for maintenance)

6)Pickle rick 7a+ 6 bolts 15m.

One of the stars of the sector, an overhanging tufa crack system with many solutions and pump always being the main problem. ***

7)Devil rick(Pickle rick ext.) 8 bolts 20m.

Feeling pumped yet? If the answer is no then you are in the right place, a hard technical boulder problem will lead you into salvation... (closed for maintenance)

8)Fivs 7b+ 9 bolts 15m.

A one breath power endurance test piece that eases up only after clipping the anchor...

♪ (closed for maintenance)

9)Devil fivs (Fivs ext.) 11 bolts 20m.

As if things couldn't get pumpier, adding a hard technical boulder problem into the mix to overcome the lip of the cave will lead to the anchor. (closed for maintenance)

10)You prefer cocaine dance like a machine(first part) 9 bolts 16m.

Having done "Fivs" this the next step, the direct exit adding another crimpy crux. (closed for maintenance)

11)You prefer cocaine dance like a machine 11 bolts 20m.

The complete version adds a roofy heartbreaking finale.. how's your body tension? (closed for maintenance)

12)Μπιτσκάουρας 7a+ 7 bolts 15m.

The intense start eases off at the middle slab and fires up at the slightly overhanging orange wall just before the end. ***

13)Γκουστεριτσα 6b+ 6 bolts 10m.

A bouldery intro leads to easier ground.**

14)Cuculus canorus 6c 4 bolts 10m.

Bouldery start into a hard to decipher slab.*

15)Ok toxer... 6b 8 bolts 18m.

After an overhanging start on good holds a spicy slab awaits. **

16)Τα τρία ταφ της επιτυχίας 6c+ 7 bolts 15m.

Amazing long and intense moves on mostly good holds to escape this small cave like formation, common sense dictates that traversing to the left into "ok toxer" thus bypassing the whole crux equals less fun and no 6c+ ***

17)Air Titens 7a 8 bolts 15m.

Miniature (but superb) cave-style climbing with intense moves on pockets and holes. ***

18)Υδνο το κυρτό 10 bolts 20m. Not shown in topo (closed for maintenance)

19)Μπλαβομανιταρο 5c+ 8 bolts 20m.

A proud arete with good holds all the way and a late puzzle.*** Not shown in topo

20)Alina et al. 5c+ 6 bolts 15m.

Rides the small canyon-like feature until it opens up. ** Not shown in topo

21)Enrico Fermi 6b 5 bolts 15m.

This small tufa arete offers great movements and a somewhat hard to clip anchor. *** Not shown in topo

22)Yamadoritake (山鳥茸) 6c+ 6 bolts 15m.

Short and stiff but with some fun bouldery moves. ** Not shown in topo

Playground:

Sector "playground" starts just after the characteristic monolith with a few short bouldery routes and finishes just before "pepengas cave" with some longer routes. The climbing style is either bouldery or endurancy on the longer ones, on grey limestone filled with crimps and pockets. The sun hits the sector till 14:00 making it a good option even for colder days.



1)Friday the 13th 6c+ 8 bolts 20m.

Bolted at a friday 13th, maybe there's a "Jason" hidden somewhere in the middle...***

2)no name 1 7a 8 bolts 18m.

Starts with a crimpy sequence to reach the middle ledge and continues with a superb power endurance sequence that finishes at the anchor.***

3)Forest's whispers 6b 5 bolts 15m.

Thuggy moves on a juggy ramp lead to the anchor's ledge that's safer to approach from the left.**

4)Ecstatic 6b+ 9 bolts 20m.

The crimpy start defines the grade and leads to an easier and enjoyable second part.**

5)Ladybird spider 6c 7 bolts 20m.

They say that a wall climb a day keeps the bad footwork away and this lovely little wall is exactly what they mean.***

6)No surprises 5b 7 bolts 20m

Enjoyable and easy climbing with no surprises till the anchor. **

7)no name 2 5a 5 bolts 10m.

Shortie but enjoyable with good holds all the way.**

8)Oliver 5b+ 5 bolts 10m.

Climbs the obvious offwidth crack system that leads to a cruxy exit. **

9)no name 3 5c 3 bolts 6m.


A boulder problem on good holds*

10)κοντουλα λεμονιά 6b 3 bolts 8m.

A highball with an interesting crux. **

Pepengas cave:

"Pepengas cave" is the first cave formation you find on the trail just after sector "playground". It consists of mostly short to medium height routes on orange and black limestone filled with tufas crimps and pockets with a variety of climbing grades from very easy to hard. The climbing style in the cave is overhanging or even 3D climbing while on the routes to the left of the cave the style changes into classic wall climbing. The shade starts at around 12:00 in the cave and 13:00 on the routes outside, all the routes in the cave are rainproof.



1)Carrot cake 5a+ 6 bolts 12m.

A juggy introductory arête.*

2)Bruschetta 7b 6 bolts 15m.

After an easy albeit sharp first part a marvellous crimpy wall awaits . ***

3)Ristretto 7a+ 4 bolts 12m.

As the name suggests a bouldery line with a contrived difficulty on the second part. *

4)E. Affogato 7a 6 bolts 15m.

A slabby traverse leads to a crimpy finale.

5)E. Macchiato 6b 5 bolts 15m.

One of the most photogenic lines of the sector, the climbing doesn't disappoint either.***

6)Ageispolis 7a+ 5 bolts 12m.

Short and powerful with lots of tufa-shenanigans on this overhanging beauty. *****wasp nest near avoid climbing it for now (08/2025)**

7)Grand daddy purple 6b+ 7 bolts 18m.

The leftward extension of Sentinelese, keeps u on the edge (literally) till the anchor. **
wasp nest near avoid climbing it for now (08/2025)

8)Sentinelese 5c+ 5 bolts 12m.

An overhanging shortie with lots of big hold options. ** wasp nest near avoid climbing it
for now (08/2025)

9)no name 4 6a 4 bolts 10m.

A small overhanging delight. ** wasp nest near avoid climbing it for now (08/2025)


10)Moift 6c 5 bolts 12m.

A pocket's dance till the anchor. *** wasp nest near avoid climbing it for now (08/2025)

11)Super moift (Moift ext.) 7 bolts 18m. wasp nest near avoid climbing it for now
(08/2025)

Intermezzo :

Intermezzo as the name suggests is a small sector between "pepengas" and "pipistrello" cave comprising of a few long routes. The climbing style is athletic on holes, jugs and crimps on orange limestone with an enjoyable variety of moves that usually start overhanging and continue on crimpy wall climbing. This sector stays in the sun till 14:00.



1)Suillellus luridus 7a 8 bolts 22m.

Orange tufa arête with a grey middle top out.***

2)Καλή 6c+11 bolts 30m.

One of the longest routes of the sector with a marvellous sustained cruxy middle part on crimpers and sidepulls. ♪

3)Kostas F. 6b 10 bolts 25m.

Another enjoyable endurance route on pretty solid orange limestone.***

4)Kostas F. extension 6c 13 bolts 30m.

Very interesting bouldery moves await just after the first anchor to lead you to an easier finale.***

5)Cappella sistina 7a 10 bolts 25m.

Seems like the harder version of its right neighbour with an overhanging start, a dynamic crux an endurance middle part and a crimpy finale, amazing. ***

6)Cappella regina (cappella sistina ext.) 7a+ 13 bolts 30m.

The perfect spicy ending the first part needed with a boulder problem on crimps and pockets.

7)Jim's discotheque 6c 10 bolts 6c 25m.

Long and enjoyable with a lot of climbing variety ♪

8)Καζάν Ντιπί 6a+ 10 bolts 6a+ 20m

After a bouldery start an endurancy sequence will lead to the easier top part(carrot cake) **

Pipistrelo cave :

The second cave system of "papingo" lies just after sector "intermezzo" and offers enjoyable climbing routes on the lower scale of the grades on the internal part of the cave, because surprisingly the overhanging walls of the cave are heavily featured and a few harder ones on the outskirts. The rock is sharp grey to orange limestone filled with tufas and jugs and the climbing style is thuggy with long moves on big holds. The sector is in the shade almost all day and most of the routes are rainproof.



1)I'm so tired (first part) 6c+ 6 bolts 15m.

The juggy start leads to a bouldery crux on overhanging terrain that gets steeper with every move. ***

2)I'm so tired 7a 13 bolts 35m.

The full version features a long journey through holes, tufas and pockets on overhanging terrain. ♪

3)Σφυράκος 7a+ 8 bolts 25m

Start as "stouros" until you reach the ledge over the second bolt of "stouros" from which you traverse to the left. For the start of the route you use your own first two bolts and not the ones of "stouros", and we suggest to have them preclipped for safety reasons (using a clipstick or technically clipping them from "stouros"). Having finished with these technicalities get ready for an amazing overhanging tufa experience. ♪

4)Στουρος 5c+ 6 bolts 15m.

An easier groove leads to a puzzle finale.**

4a)Στουρος ext. Unfinished Not shown in topo

5)Snaga 8 bolts 15m.

Rides almost all the middle roof of the cave with amazing moves on tufas on very overhanging terrain, kneepads needed. ***

6)Viaje a las estrellas 6a+ 8 bolts 15m.

A somewhat sharp ramp-like feature leads to a cruxy finale. **

7)Φουρφουρι 6b 7 bolts 15m.

The bouldery start leads to a juggy overhang and eases off after. **

8)Air condition 6a 7 bolts 15m.

The name says it all, a very fresh route inside a canyon like feature that blows cold air, with enjoyable moves on good holds till the anchor. *** Not shown in topo

9)Pipistrelino 6a+ 6 bolts 15m.

A sloppy start eases off before the final countdown. ***

10)Just existing 6 bolts 15m.

After an easy start you fight your way to the topout through various sharp shenanigans. **

11)Η ωραία σφηνωμένη 5b+ 8 bolts 15m.

Chimney-like climbing with big holds all the way. ** Not shown in topo

12)Το κακομαθημένο αρκουδάκι 5c 5 bolts 12m.

A very enjoyable overhanging groove filled with juggy tufas. *** Not shown in topo

13)Natural progression 6a 7 bolts 15m.

A delightful overhanging climb with good holds always when u need them. *** Not shown in topo

14)Atanasio G. 5c+ 7 bolts 15m.

Very beautiful climbing on tufa jugs all the way. *** Not shown in topo

15)Atanasio G. Extension 7a 11 bolts 25m.

The roof ending on good holds you didn't know u needed. *** Not shown in topo

16)Corazón guerrero 6b+ 9 bolts 15 m.


Would have been a classic if it weren't for the sharpness of the holds, enjoyable painful. **

17)Jackie down the line 6c 9 bolts 18m.

Start as "Corazón guerrero" and at the fifth bolt continue right with beautiful long moves on holes, jugs and crimps on overhanging terrain. ***

Μπιστηρίες:

"Mpistiries" starts just outside "pipistrello cave" and consists of a variety of routes with the majority being on the medium to harder difficulty. The rock is grey to orange limestone and the style varies from crimpy wall climbing to overhanging tufas, with most routes being from medium to long height with the shade starting at around 14:00. While the view to the towers of astraka is enjoyable from all the sectors somehow "mpistiries" has the perfect combination view of both the astraka towers and the gorge of vikos so when in punt remember to turn around look at the gorgeous view take a big breath and then continue (punting 😊).



1)Homo astrakalopithecus 7a 8 bolts 15m.

The hard intro defines the grade the rest is an easier and enjoyable layback. ***

2)Κουκουνάρι 7a+ 5 bolts 12m

A short power endurance sequence on small holds gives the grade. *

3)Konception 6c 14 bolts 30m.

Starts with the first six bolts of "haram boy" then passes left to an easy corner that leads into an orange overhanging wall that gets harder with every step and ends with a hard to clip anchor. **

4)Haram boy 5c+ 8 bolts 15m.

Technical at the beginning but enjoyable afterwards.**

5)Halal boy (haram boy ext.) 6b+ 16 bolts 28m.

A long and enjoyable corner-like system.***

6)Harem boy (haram boy ext.) 6c+ 15 bolts 28m.

The direct extension of "haram boy" passes through an amazing wall with technical moves on small holds.

7)Ostrokrzew 6b+ 11 bolts 28m.

A thuggy start leads to a beautiful crack system that goes all the way to the top.***

8)Mowgli 6c+ 10 bolts 20m.

An early crux will lead to a slabby finale.***

9)बघीरा / Baghīrā(mowgli left ext.) 7a+ 15 bolts 28m.

The fun continues on a heavily pocketed wall, to get the send u need to find the best combination of the various small pockets. ***

10)Shere Khan (mowgli right ext.) 7b 16 bolts 30m.

This leftward extension produces an amazing power endurance sequence on pockets and crimps that finishes at the anchor. ♪

11)Palestine 6 bolts 15m

Uncleaned project (closed for maintenance)

12)l'incorreggibile 7a 8 bolts 15m

Start as Pokémon and at the forth bolt you continue left on to a beautiful sequence on crimps, pockets and tufas. ♪

13)Big dick energy (l'incorreggibile ext.) 13 bolts 25m.

The fun continues after the first anchor with long and dynamic moves on crimps and edges to reach the ledge and finish with easier moves.*** (closed for maintenance)

14)Pokémon killed donald 7b 8 bolts 15m.

A crimpy start leads to a bouldery topout on to the main groove, a long bouldery sequence that starts with a long black tufa and finishes with orange crimps. ***

15)Donald's revenge (Pokémon killed Donald ext.) 12 bolts 25m.

Marked with a dotted line on the topo this is the "unofficial" extension of "Pokémon killed Donald", where right after the crux you continue into the extension of l'incoregibile.*** (closed for maintenance)

16)Tell me lies 7b 8 bolts 15m.

One of the stars of the sector, tufa start into an overhanging pocketed wall, brilliant. ♪

17)L'iperico 7b+ 5 bolts 12m

Short and bouldery with a hard power endurance crux at the end.**

18)Kakes 6a+ 8 bolts 15m.

A delightful climb on pockets on slightly overhanging terrain. ♪

19)Kakes ext. 6b 13 bolts 30m.

Having reached the ledge after the first anchor, the party continues with a juggy overhanging groove. ***

20)Gatoraccoon 6c 7 bolts 15m.

Starts with easier moves and finishes with a hard to decipher slab.***

21)The Coon (Gatoraccoon ext.) 7a+ 12 bolts 30m

Starts with long moves on good holds on overhanging terrain that culminate just before the anchor.***

Secret cave:



1)To scare a Tory 12 bolts 30m.


The cracky intro leads to an amazing long black tufa that ends at the anchor, if there was a five star route's category this one would be in it for sure. ♪ (closed for maintenance)

Tymfi's summits:

Tymfi's summits aka "poor man's kalymnos" is situated on the far left of the crag with the approach being its own adventure passing through a series of fix ropes (note: the first one is the most exposed) on exposed traverses and downclimbs. Obviously this sector isn't for the faint of heart or for small children and for safety reasons it should always be fronted with a harness and a lanyard.

The reward for the adventurous approach is an amazing tufa sector with big tufas starting from the ground and finishing at the anchor. The climbing style is typical tufa-wrestling with a lot of technique-shenanigans like knee bars or offwidth jams needed to pass through various spots that seem blank.

This sector hides from the sun at around 13:00 and can stay dry during a light rain but is preferable to avoid the approach when it's wet.



1)Astraka 5 bolts 15m. (closed for maintenance)

2)Τσούκα Γκούρα 8 bolts 18m. (closed for maintenance)

3)Γκαμήλα 8 bolts 18m. (closed for maintenance)